


F-300

Variable Area Flow Meter



Video link: 

Features

- > Easy to read dual scale (SCH 40 / SCH 80)
- > Reads Horizontal, upwards or downwards flow
- > Acceptable for outdoor installations
- > Pitot Tube design makes it easy to install on existing pipe
- > One-piece, machined acrylic meter body

Highlights

Flow range

5.0 - 2,200 GPM (SCH 40)
4.0 - 1,950 LPM (SCH 40)

Pressures up to

75 PSI
(5.17 bar)

Max. fluid temp.

190 °F
88 °C

Body material

Acrylic

Pipe sizes

1" to 8"

Warranty

1 Year

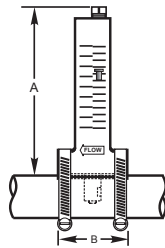


Pipe Requirements	IPS inch pipe size (ASTM-D-1785)
Maximum Working Pressure (Excluding pump tubes)	75 PSI (5.2 bar) at 70 °F (21 °C)
Fluid Temperature Range	0° to 190 °F / -18 to 88 °C @ 0 PSI
Ambient Temp Range	0° to 110 °F / -18 to 43 °C
Full Scale Accuracy	1", 1.25", 1.5" and 2" pipe size: 5% of rate 2.5", 3", 4", 6", and 8" pipe size: 10% of rate
Calibration Fluid	Water, specific gravity 1.0
Approximate Shipping Weight	1" - 4" units: 1 lb (.45kg) 6" - 8" units: 2 lb (.91kg)

Dimensions

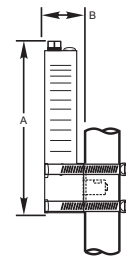
F-300 Series

Pipe Size	A	B
1"	6"	2-7/16"
1-1/4"	6"	2-7/16"
1-1/2"	6"	2-7/16"
2"	6"	2-7/16"
2-1/2"	6"	2-7/16"
3"	6"	2-7/16"
4"	6"	2-7/16"
5"	6"	2-7/16"
6"	7-1/2"	2-7/16"
8"	7-1/2"	2-7/16"

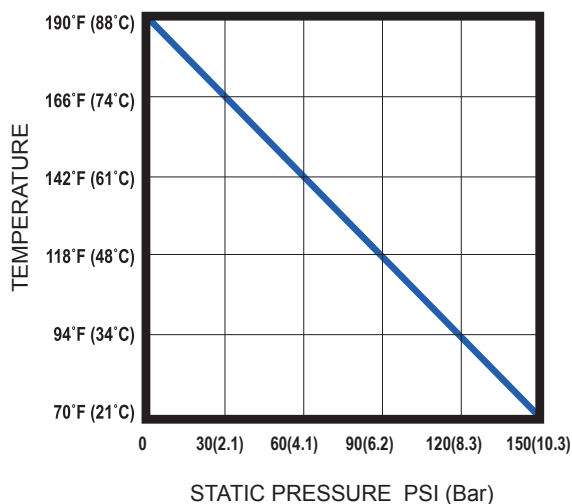


U/D-300 Series

Pipe Size	A	B
1-1/2"	6"	1-9/16"
2"	6"	1-9/16"



Maximum Temperature vs. Pressure



Wetted Components:

Meter Body Acrylic

Float PVDF

Gasket Neoprene

Pipe Clamp 316SS

Output Specifications

Models for Mounting on Horizontal Pipe
Models for U.S. IPS Sch40 & 80 Pipe
(ASTM 1785)

Model	Pipe size	Sch40	Sch80
F-30100P	1"	5 to 35	4 to 26
F-30125P	1-1/4"	9 to 50	8 to 40
F-30150P	1-1/2"	10 to 70	10 to 60
F-30200P	2"	20 to 120	18 to 100
F-30250P	2-1/2"	29 to 150	25 to 130
F-30300P	3"	45 to 240	40 to 215
F-30400P	4"	75 to 420	70 to 400
F-30600P	6"	170 to 1100	160 to 1000
F-30800P	8"	300 to 2200	275 to 1950

Models for Mounting on Vertical Pipe
Models for U.S. IPS Sch40 & 80 Pipe
(ASTM 1785)

Model	Pipe size	Sch40	Sch80	Flow direction
U-30150P	1-1/2"	10 to 60	10 to 50	UP
D-30150P	1-1/2"	10 to 60	10 to 50	DOWN
U-30200P	2"	20 to 110	20 to 100	UP
D-30200P	2"	20 to 110	20 to 100	DOWN

Model Number Matrix

F-300 Model Number

F	Standard Flow Meter (Horizontal Flow)
U	Flow Meter (Upwards Flow 1.5" and 2.0" only)
D	Flow Meter (Downwards Flow 1.5" and 2.0" only)

Series

30	F-300 Acrylic Body
-----------	--------------------

GPM Scale SCH 40 / SCH 80

100	1.0" Pipe, 5 - 35 GPM sch 40 (4 - 26 GPM sch 80)
125	1.25" Pipe, 9 - 50 GPM sch 40 (8 - 40 GPM sch 80)
150	1.50" Pipe, 10 - 70 GPM sch 40 (10 - 60 GPM sch 80)
150	UP/DOWN 1.5" Pipe, 10 - 60 GPM sch 40 (10 - 50 GPM sch 80)
200	2.0" Pipe, 20 - 120 GPM sch 40 (18 - 100 GPM sch 80)
200	UP/DOWN 2.0" Pipe, 20 - 110 GPM sch 40 (20 - 100 GPM sch 80)
250	2.5" Pipe, 29 - 150 GPM sch 40 (25 - 130 GPM sch 80)
300	3.0" Pipe, 45 - 240 GPM sch 40 (40 - 205 GPM sch 80)
400	4.0" Pipe, 75 - 420 GPM sch 40 (70 - 375 GPM sch 80)
600	6.0" Pipe, 170 - 1100 GPM sch 40 (160 - 1000 GPM sch 80)
800	8.0" Pipe, 300 - 2200 GPM sch 40 (275 - 1950 GPM sch 80)

F	-	30	100	P	Sample Model Number
----------	----------	-----------	------------	----------	----------------------------

Accessories



1.0"P - 1.25"P ONLY



1.5"P - 4.0"P ONLY