



PVC/EPDM

BFA Series Bulkhead Fittings – Standard Flange

1/2" TO 6" PVC, CPVC AND PP – LONG PATTERN

KEY FEATURES

- PVC, CPVC and PP
- Extra Long Design for Thick Tank Walls
- Left-Hand Threads
- Rated at 150 PSI
- FPM or EPDM Gasket Seal
- Hex Body for One-Person Installation
- Full Buttress Threads

OPTIONS

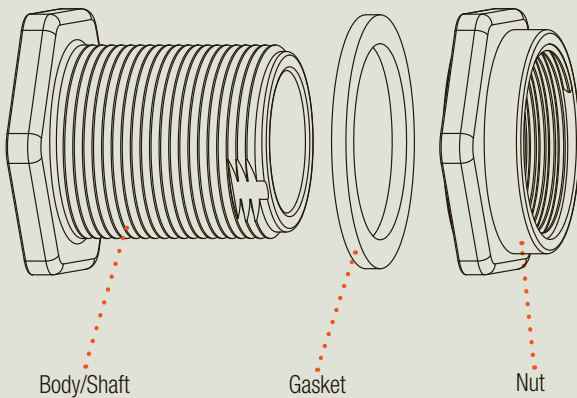
- Vacuum Breaker
- Ready Flanges (for Making Flanged Connections to Tanks)
- Tank-Tite™

MATERIALS

- PVC Cell Class 12454 per ASTM D1784
- CPVC Cell Class 23447 per ASTM D1784
- PP per ASTM D4101
- FPM and EPDM Gaskets

TECHNICAL INFORMATION

EXPLODED VIEW



SELECTION CHART

SIZE	MATERIAL	END CONNECTION	GASKETS	PRESSURE RATING
1/2" – 6" (DN15 – DN150)	PVC	Socket x Socket Socket x Thread	FPM or EPDM	150 PSI @ 70°F Non-Shock
	CPVC	Thread x Thread		
	PP	Thread x Thread		

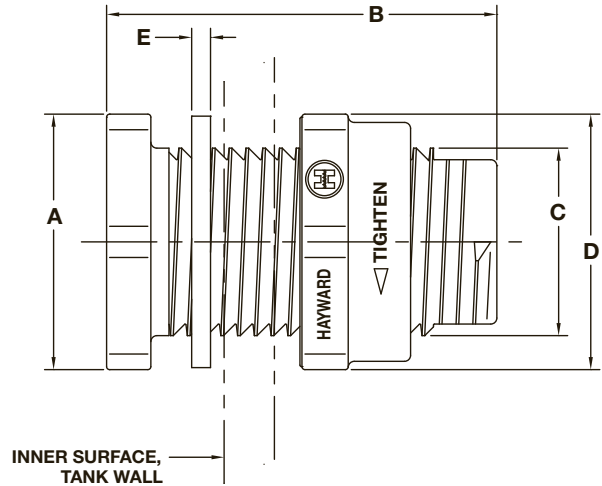
BFA Series Bulkhead Fittings – Standard Flange

1/2" TO 6" PVC, CPVC AND PP – LONG PATTERN

TECHNICAL INFORMATION, CONTINUED

MINIMUM INSIDE RADII OF TANKS FOR BULKHEAD FITTING INSTALLATION

SIZE in/DN	Min. Rigid Tank Radius	Min. Flexible Tank Radius	Max. Wall Thickness
1/2/15	7.25"	6.50"	2.08"
3/4/20	10.00"	9.25"	2.08"
1/25	11.75"	10.70"	2.08"
1-1/4/32	16.25"	12.19"	2.00"
1-1/2/40	16.25"	12.19"	2.00"
2/50	25.75"	19.38"	2.00"
3/80	30.00"	25.25"	2.12"
4/100	60.00"	55.00"	2.45"
6/150	114.00"	97.00"	3.25"

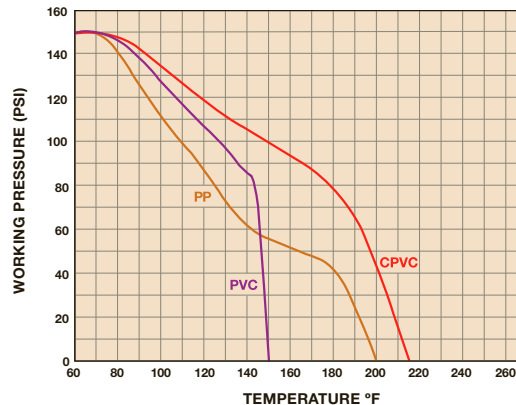


DIMENSIONS

SIZE in/DN	A in/mm ACROSS FLATS	B in/mm	C in/mm INSTALLATION HOLE SIZE	D in/mm ACROSS FLATS	E in/mm GASKET THICKNESS
1/2/15	2.00/51	3.75/95	1.38/35	2.00/51	.19/5
3/4/20	2.38/60	3.88/99	1.63/41	2.38/60	.19/5
1/25	2.56/65	3.88/99	1.88/48	2.56/65	.19/5
1-1/4/32	3.25/83	4.00/102	2.65/67	3.25/83	.19/5
1-1/2/40	3.25/83	4.00/102	2.65/67	3.25/83	.19/5
2/50	4.38/111	4.25/108	3.25/83	4.38/111	.25/6
3/80	6.00/152	4.65/118	4.50/114	6.00/152	.25/6
4/100	8.75/222	5.75/146	5.75/146	8.75/222	.25/6
6/150	12.00/305	8.00/203	8.06/205	12.00/305	.31/8

Dimensions are subject to change without notice – consult factory for installation information
 Dimensions A and D are Across Flats. 1/2" to 2" Hexagon Flats, 3", 4" and 6" Octagon Flats

OPERATING TEMPERATURE/PRESSURE



Hayward is a registered trademark and Tank-Tite is a trademark of Hayward Industries, Inc.
 © 2015 Hayward Industries, Inc.

Contact Hayward Flow Control with questions: **USA:** 1-888-429-4635 • Fax: 1-888-778-8410 • One Hayward Industrial Drive • Clemmons, NC 27012 USA
Canada: 1.888.238.7665 • Fax: 1.905.829.3636 • 2880 Plymouth Drive • Oakville, ON L6H 5R4 Canada • Email: hflowcanada@haywardnet.com
 Visit us at: www.haywardflowcontrol.com • E-mail: hflow@haywardnet.com



BFA Series Bulkhead Fittings – Oversized Flange

1/2" TO 1" PVC, CPVC AND PP

KEY FEATURES

- PVC, CPVC and PP
- Oversized Flange Base
- Extra Long Design for Thick Tank Walls
- Left-Hand Threads
- Rated at 150 PSI
- FPM or EPDM Gasket Seal
- Hex Body for One-Person Installation
- Full Buttress Threads

OPTIONS

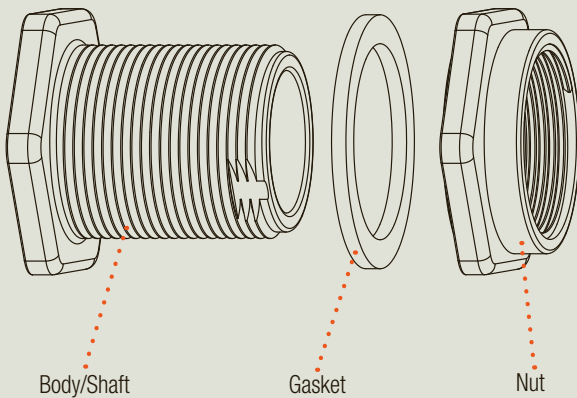
- Ready Flanges (for Making Flanged Connections to Tanks)
- Tank-Tite™

MATERIALS

- PVC Cell Class 12454 per ASTM D1784
- CPVC Cell Class 23447 per ASTM D1784
- PP per ASTM D4101
- FPM and EPDM Gaskets

TECHNICAL INFORMATION

EXPLODED VIEW



SELECTION CHART

SIZE	MATERIAL	END CONNECTION	GASKETS	PRESSURE RATING
1/2" – 1" (DN15 – DN25)	PVC	Socket x Socket Socket x Thread	FPM or EPDM	150 PSI @ 70°F Non-Shock
	CPVC	Thread x Thread		
	PP	Thread x Thread		

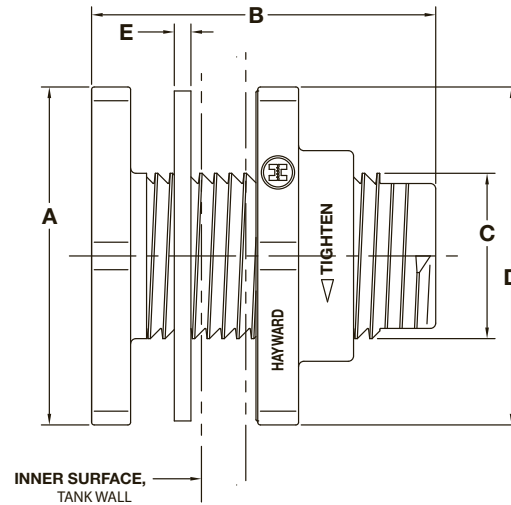
BFA Series Bulkhead Fittings – Oversized Flange

1/2" TO 1" PVC, CPVC AND PP

TECHNICAL INFORMATION, CONTINUED

MINIMUM INSIDE DIAMETERS OF TANKS FOR BULKHEAD FITTING INSTALLATION

SIZE in/DN	ID Rigid Wall	ID Flexible Wall	Max. Wall Thickness
1/2/15	7.25"	6.50"	2.08"
3/4/20	10.00"	9.25"	2.08"
1/25	11.75"	10.70"	2.08"

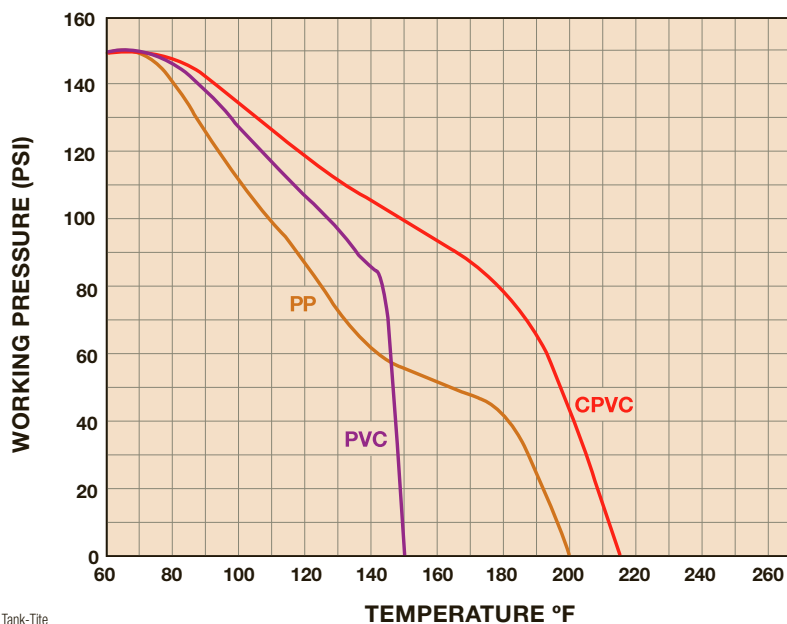


DIMENSIONS

SIZE in/DN	A in/mm ACROSS FLATS	B in/mm	C in/mm INSTALLATION HOLE SIZE	D in/mm ACROSS FLATS	E in/mm GASKET THICKNESS
1/2/15	2.00/51	3.75/95	1.38/35	2.00/51	.19/5
3/4/20	2.38/60	3.88/99	1.63/41	2.38/60	.19/5
1/25	2.56/65	3.88/99	1.88/48	2.56/65	.19/5

Dimensions are subject to change without notice – consult factory for installation information
 Dimensions A and D are Across Flats. 1/2" to 1" Hexagon Flats

OPERATING TEMPERATURE/PRESSURE



Hayward is a registered trademark and Tank-Tite is a trademark of Hayward Industries, Inc. © 2015 Hayward Industries, Inc.

Contact Hayward Flow Control with questions: **USA:** 1-888-429-4635 • Fax: 1-888-778-8410 • One Hayward Industrial Drive • Clemmons, NC 27012 USA
Canada: 1.888.238.7665 • Fax: 1.905.829.3636 • 2880 Plymouth Drive • Oakville, ON L6H 5R4 Canada • Email: hflowcanada@haywardnet.com
 Visit us at: www.haywardflowcontrol.com • E-mail: hflow@haywardnet.com