


NEW PRODUCT PREVIEW
**IV SERIES
Injection Valves /
IQ SERIES
Injection Quills**
VALVE AND QUILL SIZES 1/2" TO 1"

The IV Series Injection Valves and IQ Series Injection Quills facilitate injection of chemicals away from pipe or tank inner walls, ensuring rapid mixing and preventing corrosion. Each design includes a built-in ball check valve with Hastelloy C™ spring to prevent back-flow of the process liquid into the chemical feed line. Both the IV and IQ Series provide MNPT process connections with the IV featuring an union allowing the ball check to be rebuilt. All Injection Quills are available in PVC, CPVC and PVDF to match the widest range of chemicals.

KEY FEATURES AND BENEFITS

- Built-in ball check valve with Hastelloy C™ spring, with the IV check being rebuildable
- Threaded MNPT End Connections
- FPM O-Ring Seals
- 45° Bevel on Quill Tip
- Pressure rated to 150 psi @ 70°F

OPTIONS

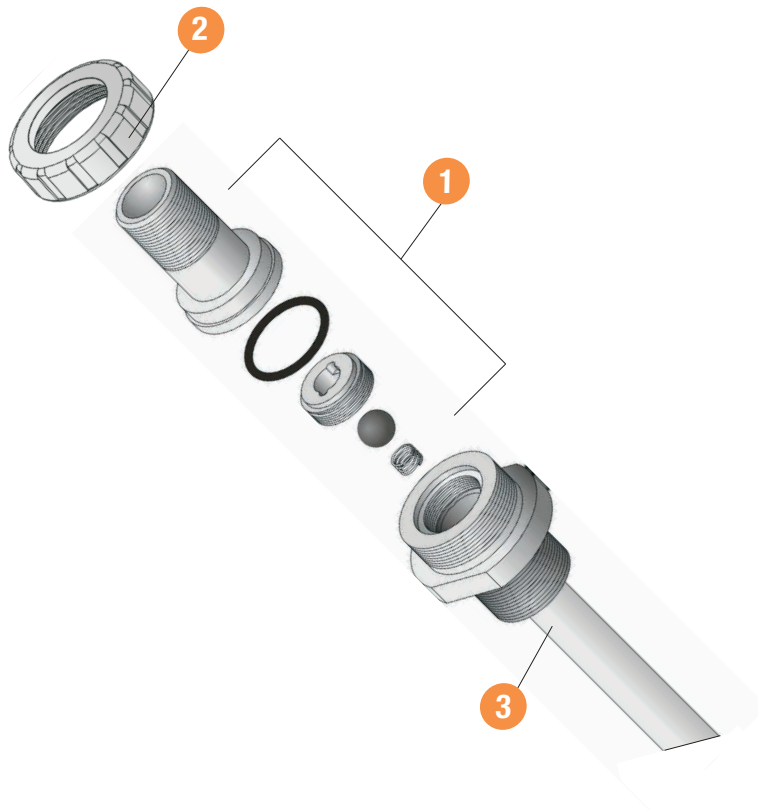
- Flat Bevel
- BSPT or Socket End Connections
- EPDM O-Ring Seals

TYPICAL APPLICATIONS

- Chemical Dosing
- Transfer and Processing
- Chlorination Systems

MATERIALS

- PVC Cell Class 12454 per ASTM D1784
- CPVC Cell Class 23447 per ASTM D1784
- PVDF
- FPM or EPDM O-Ring Seals

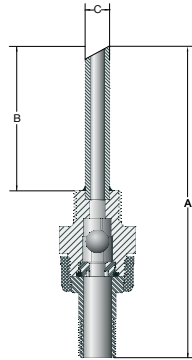
IV SERIES EXPLODED VIEW


IV Series Injection Valves / IQ Series Injection Quills

VALVE AND QUILL SIZES 1/2" TO 1"

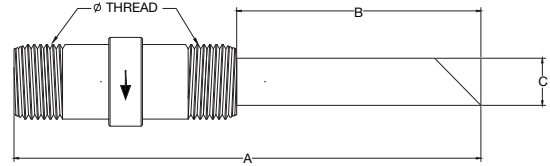
IV SERIES PARTS LIST

1. Check Valve
2. Union Nut
3. Quill



IQ SERIES PARTS LIST

1. Check Valve
2. Quill



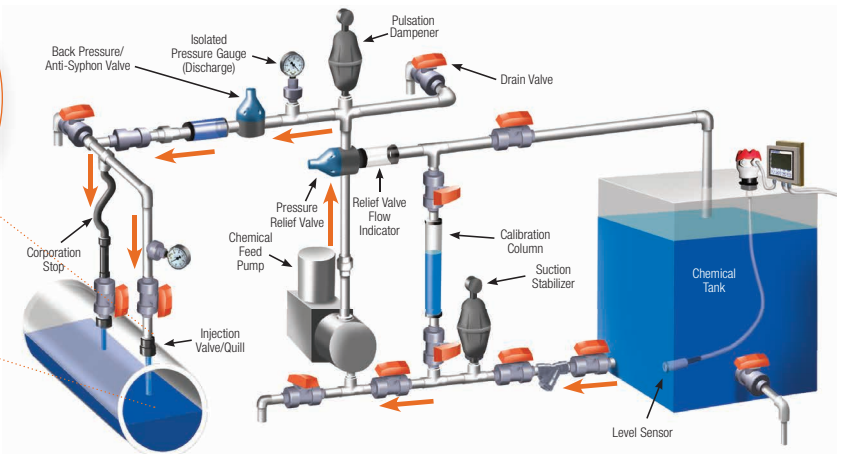
VALVE DIMENSIONS (INCHES / MILLIMETERS)

CONNECTION SIZE in / DN	A in / mm	B in / mm	C in / mm
1/2 / 15	8.50 / 216	4.00 / 102	0.54 / 14
3/4 / 20	8.50 / 216	4.00 / 102	0.67 / 17
1 / 25	8.50 / 216	4.00 / 102	0.84 / 21

QUILL DIMENSIONS (INCHES / MILLIMETERS)

CONNECTION SIZE in / DN	A in / mm	B in / mm	C in / mm
1/2 / 15	5.50 / 140	3.00 / 76	0.54 / 14
3/4 / 20	6.10 / 155	3.00 / 76	0.67 / 17
1 / 25	7.90 / 200	4.00 / 102	0.84 / 21

SAMPLE INSTALLATION



Hayward is a registered trademark of Hayward Industries, Inc.
© 2016 Hayward Industries, Inc.

NPPI/Q0516

Contact Hayward Flow Control with questions:

USA: 1.888.429.4635 • Fax: 1.888.778.8410 • One Hayward Industrial Drive • Clemmons, NC 27012 • Email: hflow@hayward.com
 Canada: 1.888.238.7665 • Fax: 1.905.829.3636 • 2880 Plymouth Drive • Oakville, ON L6H 5R4 • Email: hflowcanada@hayward.com
 Visit us at: haywardflowcontrol.com