

DB Series Duplex Basket Strainers

1/2" TO 4" PVC, CPVC AND EASTAR®

KEY FEATURES

- PVC, CPVC and Eastar®
- Ergonomic Hand-Removable Cover
- Uninterrupted Flow
- No System Shutdown for Basket Cleaning
- In-Line or Loop Piping
- Integral Flat Mounting Bases
- External Cover Threads
- Hand Removable Vents on Covers
- Hand Removable Drains on Bodies
- Liquid Displacing Covers

OPTIONS

- Stainless Steel, Monel®, Hastelloy® and Titanium Strainer Baskets
- Pressure Differential Gauge and Switch
- Pneumatic or Electric Valve Automation
- Baskets Available with Perforated or Mesh Liners

MATERIALS

- PVC Cell Class 12454 per ASTM D1784
- CPVC Cell Class 23447 per ASTM D1784
- GFPP Cell Class 85580 per ASTM D4101
- Eastar®
- FPM and EPDM O-Ring Seals



TECHNICAL INFORMATION

BASKET OPTIONS

PERFORATION SIZES	MESH SIZES	BASKET MATERIAL
1/32"	20	SSTL, Hastelloy, Monel and Titanium
1/16"	40	
1/8"	60	
5/32"	80	
3/16"	100	
1/4"	200	
3/8"	325	
1/32"		
1/16"	N/A	
1/8"		
3/16"		

SELECTION CHART

SIZE	MATERIAL	END CONNECTION	SEALS	PRESSURE RATING
1/2" – 4" (DN15 – DN100)	PVC or CPVC	Socket, Threaded or Flanged	FPM or EPDM	150 PSI @ 70°F Non-Shock
	Eastar*			100 PSI @ 70°F Non-Shock

* End connections and assembly nuts are PVC

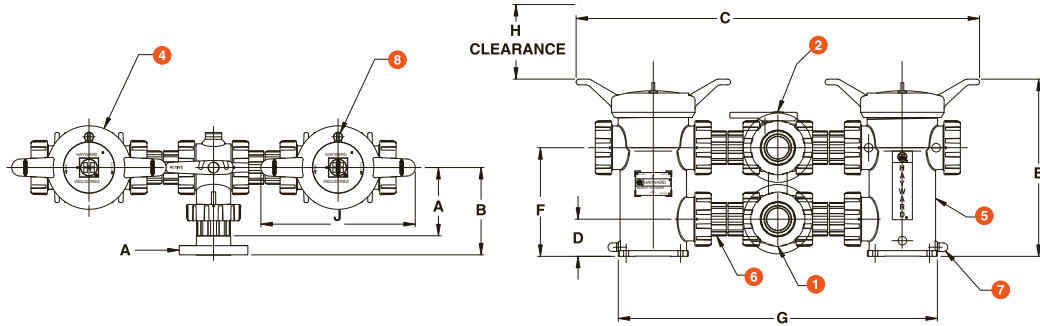
DB Series Duplex Basket Strainers

1/2" TO 4" PVC, CPVC AND EASTAR®

TECHNICAL INFORMATION, CONTINUED

PARTS LIST

1. Single Stem Lateral
2. Double Stem Lateral
3. Inlet Flange
4. Cover
5. Strainer Body
6. Spool
7. Drain Plug and O-Ring
8. Vent Plug and O-Ring



DIMENSIONS

SIZE in/DN	A in/mm	B in/mm	C in/mm	D in/mm	E in/mm	F in/mm	G in/mm	H in/mm	J in/mm	WEIGHT lbs/kg	
										SOC/THD	FLANGED
1/2/15	4.14/105	5.21/132	27.20/691	2.25/57	11.70/297	6.75/171	20.50/521	5.00/127	11.00/279	20.00/9.07	21.00/9.53
3/4/20	4.14/105	5.33/135	27.20/691	2.25/57	11.70/297	6.75/171	20.50/521	5.00/127	11.00/279	20.00/9.07	21.00/9.53
1/25	4.14/105	5.64/143	27.20/691	2.25/57	11.70/297	6.75/171	20.50/521	5.00/127	11.00/279	20.00/9.07	21.00/9.53
1-1/4/32	6.00/152	7.44/189	35.30/897	3.25/83	15.50/394	9.50/241	28.00/711	10.80/274	13.50/343	39.50/17.92	42.00/19.05
1-1/2/40	6.00/152	7.60/193	35.30/897	3.25/83	15.50/394	9.50/241	28.00/711	10.80/274	13.50/343	39.50/17.92	42.00/19.05
2/50	6.00/152	7.77/197	35.30/897	3.25/83	15.50/394	9.50/241	28.00/711	10.80/274	13.50/343	39.50/17.92	42.00/19.05
2-1/2/65	7.60/193	9.85/250	44.40/1128	4.83/123	22.30/566	14.83/377	35.60/904	14.80/376	16.00/406	83.00/37.65	88.00/39.92
3/80	7.60/193	9.85/250	44.40/1128	4.83/123	22.30/566	14.83/377	35.60/904	14.80/376	16.00/406	83.00/37.65	88.50/40.14
4/100	9.33/237	11.76/299	47.50/1207	4.83/123	22.30/566	14.83/377	38.70/983	14.80/376	16.00/406	100.00/45.36	105.00/47.63

Dimensions are subject to change without notice – consult factory for installation information

PRESSURE DROP CALCULATIONS

BASKET PERFORATION CORRECTION FACTORS

For 1/2" to 4" Strainers

Plastic		Stainless Steel			
1/32"	1.05	1/32"	.82	20 Mesh	.79
1/16"	1.00	1/16"	.74	40 Mesh	1.01
1/8"	.58	1/8"	.58	60 Mesh	1.20
3/16"	.46	5/32"	.37	80 Mesh	1.16
		3/16"	.46	100 Mesh	1.20
		1/4"	.58	200 Mesh	1.09
		3/8"	.45	325 Mesh	1.22

PRESSURE LOSS CALCULATION FORMULA

The pressure drop across the strainer, for water or fluids with a similar viscosity, can be calculated using the formula at the right:

$$\Delta P = \left[\frac{Q}{C_v} \right]^2$$

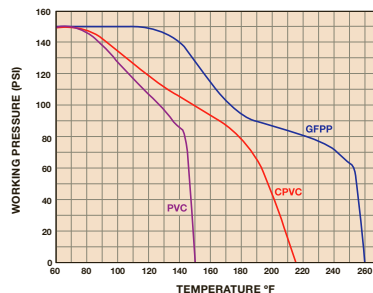
ΔP = Pressure Drop
 Q = Flow in GPM
 C_v = Flow Coefficient

Cv VALUES

SIZE in/DN	Cv VALUES	SIZE in/DN	Cv VALUES
1/2/15	12.5	1-1/2/40	45
3/4/20	13	2/50	48
1/25	14	3/80	200
1-1/4/32	40	4/100	280

The above Cv Values were determined using a 1/16" perforated plastic basket in 1/2" through 4" strainers.

OPERATING TEMPERATURE/PRESSURE



Hayward is a registered trademark of Hayward Industries, Inc. © 2015 Hayward Industries, Inc.

– Eastar is a registered trademark of Eastman.
 – Hastelloy is a registered trademark of Haynes International Inc.
 – Monel is a registered trademark of Special Metals Corporation.

Contact Hayward Flow Control with questions: **USA:** 1-888-429-4635 • Fax: 1-888-778-8410 • One Hayward Industrial Drive • Clemmons, NC 27012 USA
Canada: 1.888.238.7665 • Fax: 1.905.829.3636 • 2880 Plymouth Drive • Oakville, ON L6H 5R4 Canada • Email: hflowcanada@haywardnet.com
 Visit us at: www.haywardflowcontrol.com • E-mail: hflow@haywardnet.com



DB Series Duplex Basket Strainers

6" TO 8" PVC AND CPVC

KEY FEATURES

- PVC and CPVC
- Ergonomic Hand-Removable Cover
- Uninterrupted Flow
- No System Shutdown for Basket Cleaning
- In-Line or Loop Piping
- Integral Flat Mounting Bases
- External Cover Threads
- Hand Removable Vents on Covers
- Hand Removable Drains on Bodies
- Liquid Displacing Covers

OPTIONS

- Stainless Steel, Monel®, Hastelloy® and Titanium Strainer Baskets
- Pressure Differential Gauge and Switch
- Pneumatic or Electric Valve Automation
- Baskets Available with Perforated or Mesh Liners

MATERIALS

- PVC Cell Class 12454 per ASTM D1784
- CPVC Cell Class 23447 per ASTM D1784
- FPM and EPDM O-Ring Seals

TECHNICAL INFORMATION

BASKET OPTIONS

PERFORATION SIZES	MESH SIZES	BASKET MATERIAL
1/32"	20	SSTL, Hastelloy, Monel and Titanium
1/16"	40	
1/8"	60	
5/32"	80	
3/16"	100	
1/4"	200	
3/8"	325	
1/8"	N/A	PVC, CPVC and PP
3/16"		

SELECTION CHART

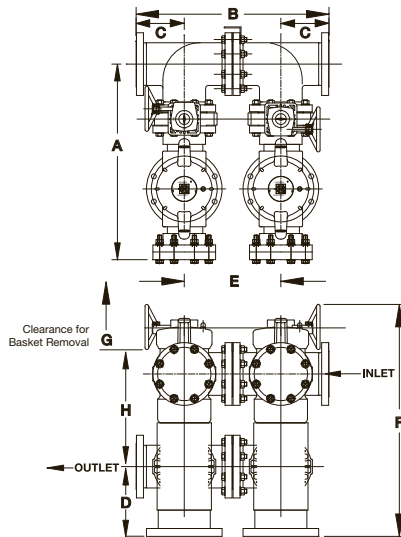
SIZE	MATERIAL	END CONNECTION	SEALS	PRESSURE RATING
6" - 8" (DN150 - DN200)	PVC or CPVC	Flanged	FPM or EPDM	150 PSI @ 70°F Non-Shock

DB Series Duplex Basket Strainers

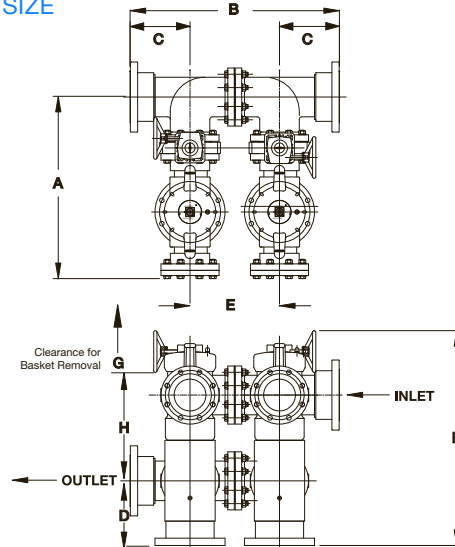
6" AND 8" PVC AND CPVC

TECHNICAL INFORMATION, CONTINUED

6" SIZE



8" SIZE



DIMENSIONS

SIZE in/DN	A in/mm	B in/mm	C in/mm	D in/mm	E in/mm	F in/mm	G in/mm	H in/mm	WEIGHT lbs/kg
6/150	34.91/887	34.42/874	8.59/218	12.45/316	17.24/438	41.40/1052	21.80/554	16.53/420	180.00/81.65
8/200	42.70/1085	53.15/1350	13.27/337	12.45/316	26.62/676	42.52/1080	28.75/730	16.53/420	250.00/113.40

Dimensions are subject to change without notice – consult factory for installation information

PRESSURE DROP CALCULATIONS

BASKET PERFORATION CORRECTION FACTORS

For 6" to 8" Strainers

Plastic		Stainless Steel			
1/8"	2.00	1/32"	2.25	20 Mesh	2.16
3/16"	1.50	1/16"	2.03	40 Mesh	2.79
		1/8"	1.58	60 Mesh	3.28
		5/32"	1.00	80 Mesh	3.18
		3/16"	1.26	100 Mesh	3.30
		1/4"	1.58	200 Mesh	2.98
		3/8"	1.24	325 Mesh	3.33

PRESSURE LOSS CALCULATION FORMULA

The pressure drop across the strainer, for water or fluids with a similar viscosity, can be calculated using the formula at the right:

$$\Delta P = \left[\frac{Q}{C_v} \right]^2$$

ΔP = Pressure Drop
 Q = Flow in GPM
 C_v = Flow Coefficient

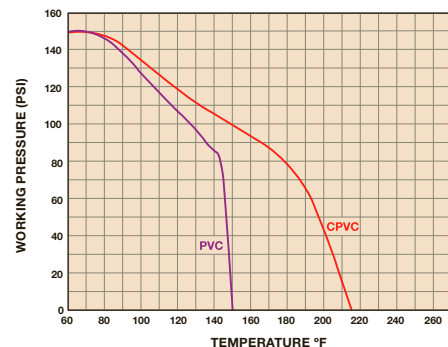
C_v VALUES

SIZE in/DN	C _v VALUES GPM
6/150	1,000
8/200	750

The above C_v Values were determined using a 5/32" perforated plastic basket in 6" and 8" strainers.

To calculate pressure drop through vessels using other than 5/32" perforated baskets, first calculate the pressure drop using the listed C_v, and then multiply the result by the correction factor in the Correction Factors chart to the left.

OPERATING TEMPERATURE/PRESSURE



 Hayward is a registered trademark of Hayward Industries, Inc.
 © 2015 Hayward Industries, Inc.

– Hastelloy is a registered trademark of Haynes International Inc.
 – Monel is a registered trademark of Special Metals Corporation.

Contact Hayward Flow Control with questions: **USA:** 1-888-429-4635 • Fax: 1-888-778-8410 • One Hayward Industrial Drive • Clemmons, NC 27012 USA
Canada: 1.888.238.7665 • Fax: 1.905.829.3636 • 2880 Plymouth Drive • Oakville, ON L6H 5R4 Canada • Email: hflowcanada@haywardnet.com
 Visit us at: www.haywardflowcontrol.com • E-mail: hflow@haywardnet.com